

Specifications

Supply voltage:	120/240 VAC @ 50-60 Hz.
Consumption:	5 watts max.
Display type:	LED, 3.5-digit
Display units:	Engineering
LED bar graph:	Span and set points
LED indication:	Power and relay status
LED sensor alarm:	< 4 mA = amber > 20 mA = red
Calibration:	Digital, push button
Memory:	Non-volatile
Security:	Set point lock out
Sensor input:	(1) two or three-wire 4-20 mA transmitter
Sensor supply:	28 VDC @ 5 watts
Loop power:	4-20 mA, 24 VDC
Repeater output:	4-20 mA, 12-36 VDC
Contact type:	(2) SPDT relays, (one latching)
Contact rating:	250 VAC @ 10A
Contact latch:	Selectable ON/OFF
Contact delay:	0-60 seconds
Electronics temp.:	F: -40° to 158° C: -40° to 70°
Enclosure type:	35 mm DIN rail
Encl. material:	PP, UL94VO
Classification:	General purpose
CE compliance:	EN 50082-2 immunity EN 55011 emission EN 61010-1 safety



LM94
Shown



Description

The general purpose controller provides single tank level indication with 2 relays, 1-3 set points and an isolated analog repeater. Relay 1 is configurable on a single set point switch. Relay 2 can be configured on a single set point switch or latched on two set points for automatic fill or empty control. Package the controller with any of our level transmitters. The NEMA 4X polycarbonate enclosure is a great choice for field-mount installations and comes complete with DIN rail mounting hardware.

Features

- ✓ 3.5 digit LED display indicates level in custom engineering units
- ✓ EasyCal push button calibration for span, display and relay set points
- ✓ Fail-safe design with security lock out calibration for process safety
- ✓ PP 35 mm DIN enclosure with removeable terminal strips

DataPoint

Ordering

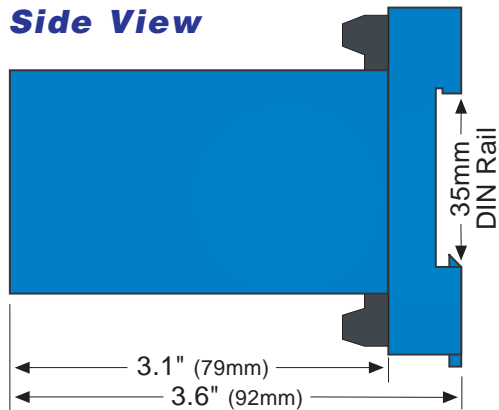
LC52-1001 (1) (2) (3) (4)

Ordering Notes

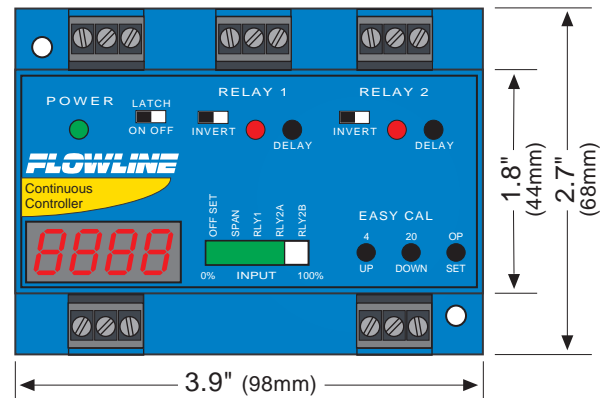
- 1) To factory configure for 240 VAC, place an E at the end of the P/N: (ie: LC52-1001-E).
- 2) To order the CE configuration, place CE at the end of the P/N: (ie: LC52-1001-CE).
- 3) To factory configure to sinking for use with a sourcing three-wire transmitter, place SINK at the end of the P/N: (ie: LC52-1001-SINK).
- 4) For field mount installation in a NEMA 4X polycarbonate windowed enclosure, order the LM94-1001 (single controller box) or the LM95-1001 (two controller box).

DataSwitch™ Remote Relay Controller

Side View

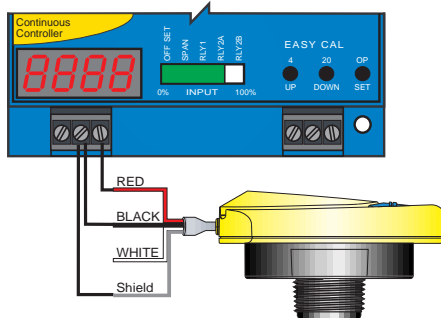


Front View

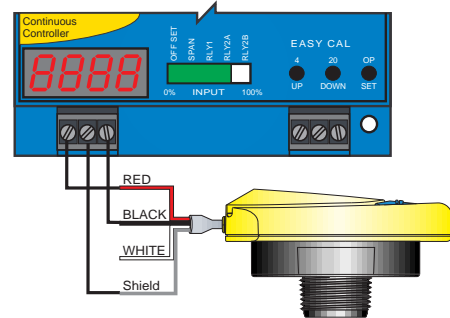


Specifications are subject to change without notice.

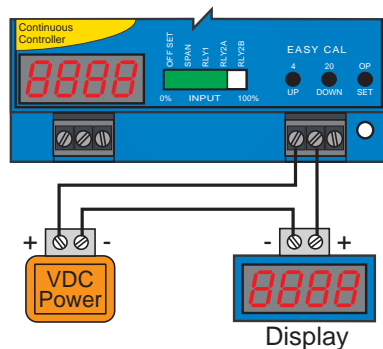
LC52 to Two-Wire (Sourcing)



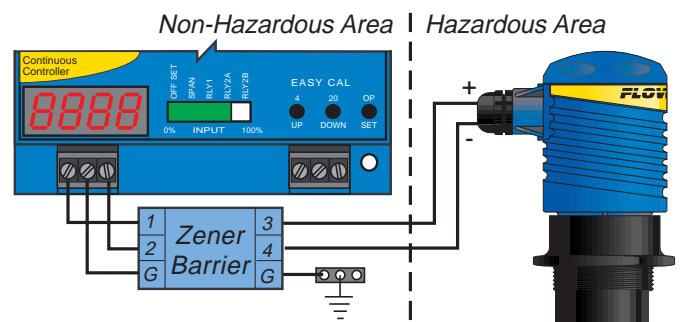
LC52 to Two-Wire (Sinking)



LC52 to External Display



LI13 to PLC



Warning: The use of an appropriate motor starter or secondary relay is recommended with pumps, valves or alarms to prevent damage to the relay contacts. The use of suppressors (snubbers) is strictly recommended when switching inductive loads.